


H117 stage

Motorized Precision Stage for Inverted Microscopes

The H117 is a precise, reliable and repeatable stage ideal for a wide range of applications and compatible with a vast range of inverted microscopes. Controlled via Prior's ProScan® III system, the H117 offers the end user the specifications needed to achieve exceptionally high quality imaging. By automating the microscope stage, the end user increases the speed of image collection, can accurately image exact regions of the sample, and program in specific stage movements. Stage automation also significantly decreases the risk of fatigue, strain injuries, and operator error.

Precise:

- $\pm 0.2 \mu\text{m}$ mean uni-directional repeatability
- $0.059 \mu\text{m}/\text{mm}$ average metric accuracy
- $0.01 \mu\text{m}$ resolution
- Intelligent Scanning Technology (IST) increases accuracy of movement
- Anti-backlash mechanism as standard
- Linear encoders can be added to further increase accuracy



Versatile:

- Large, flat top surface area and travel range (114 x 75 mm)
- Suggested maximum speed of 15 mm/s
- Limit switches allow stage movement to be constrained if required to avoid collisions
- Fits to almost all common inverted microscopes from Nikon, Olympus, Zeiss and Leica
- Control via ProScan® III means stage can be controlled by almost any commercial available imaging software package



COMPATIBLE* WITH

- Olympus IX73/83 series microscopes
- Olympus IX71/81 series microscopes
- Olympus BX51/61 WI series microscopes
- Nikon Ti and Ti2 series microscopes
- Nikon MA200 series microscopes
- Zeiss Axiovert series microscopes
- Zeiss AxioObserver series microscopes
- Leica DMI 3000, 4000, 5000 and 6000B series microscopes
- Leica DMI8 series microscopes
- Prior FB series focus blocks
- Contact Prior for information on non-standard applications - we might still be able to mount it!

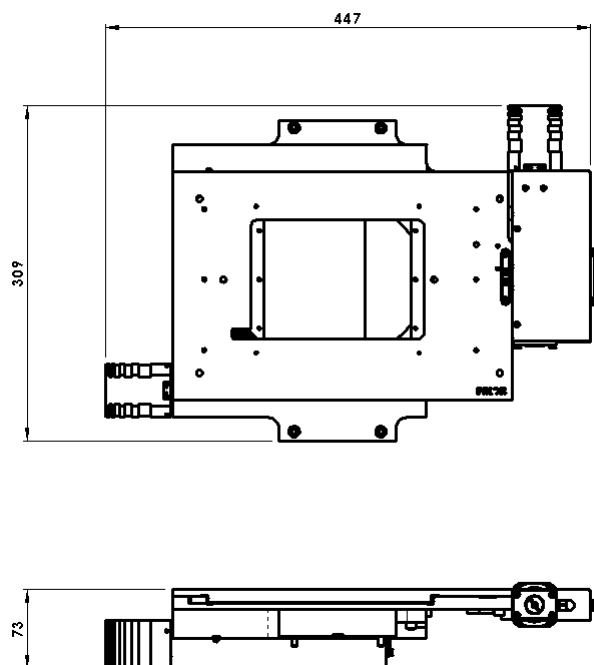
H117

Motorized Precision Stage for Inverted Microscopes

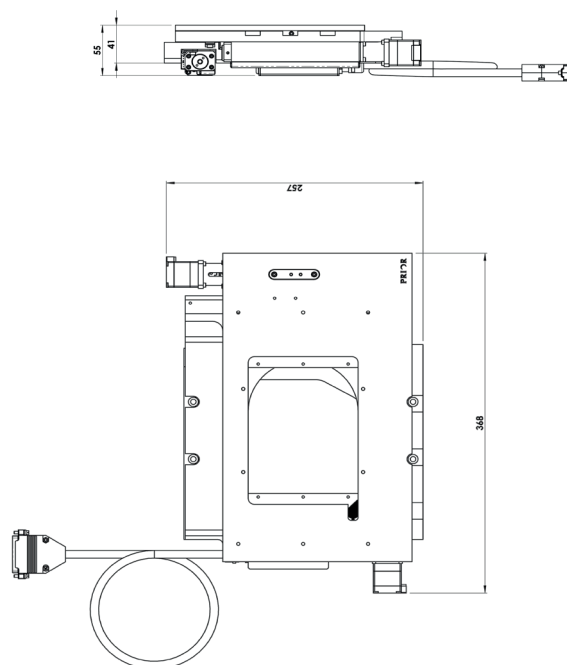
More to Prior than meets the eye



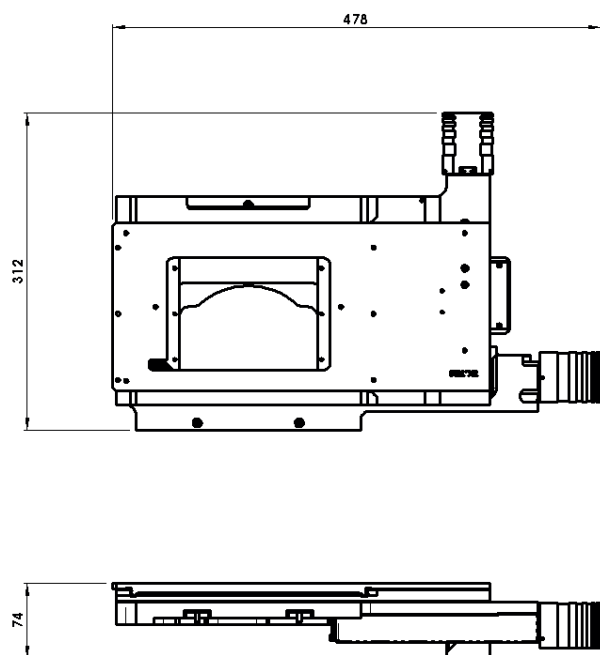
Nikon



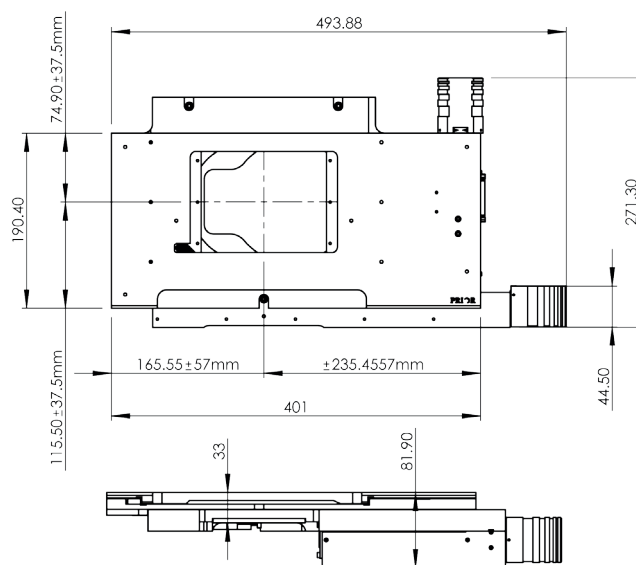
Olympus



Zeiss



Leica



H117

Motorized Precision Stage for Inverted Microscopes

SPECIFICATION S

PART NUMBER	H117P1##	H117E1##
Mean uni-directional repeatability* (um)	0.2	0.2
Resolution (nm)	0.01	0.01
Suggested max speed (mm/s)	15	15
Average metric accuracy** (um/mm)	0.059	0.046
Maximum travel range (mm)	114 x 75	114 x 75
Maximum load (kg)	10	10
Squareness (arc seconds)	30	30
Ball screw pitch (mm)	1	1
Motor type (SPR***)	400	400
Encoders	no	Yes

Note that these specifications were obtained via the Prior method of testing using a Prior controller.

A # indicates at what point the microscope code should be inserted; e.g. H117E1NN or H117P1N4. Note that other stages are also available - contact Prior scientific for more information.

*Based on performance with the IST enabled measured over the full range of travel.

**Using a Prior ProScan controller with backlash correction enabled; all repeatability is uni directional.

***Steps per Revolution of Motor

ORDERING INFORMATION

MICROSCOPE	H117 STAGE	ENCODED H117 STAGE
Olympus IX71/73/83	H117P1XD	H117E1XD
Olympus IX81	H117P1I4	H117E1I4
Olympus BX51/61 WI	H117P1XD	H117E1XD
Nikon MA200	H117N1M4	H117E1M4
Nikon Ti/Ti2	H117P1NN	H117E1NN
Zeiss Axiovert	H117P1X4	H117E1X4
Zeiss AxioObserver	H117P1X4	H117E1X4
Leica DMI /DMI8 series	H117P1D4	H117E1D4

Please contact Prior Scientific before ordering and confirm the microscope before placing an order.

This is not an exhaustive list, please contact Prior if you have a rarer or non standard microscope, or do not wish to mount the H117 on a microscope.

WORLDWIDE DISTRIBUTION



Prior Scientific Ltd
Cambridge • UK

t: +44 (0)1223 881711
e: uksales@prior.com



Prior Scientific Inc
Rockland • MA • USA

t: +1 781-878-8442
e: info@prior.com



Prior Scientific GmbH
Jena • Germany

t: +49 (0) 3641 675 650
e: jena@prior.com



Prior Scientific KK
Tokyo • Japan

t: +81-3-5652-8831
e: info-japan@prior.com